



Activity Guide


TD Community Sunday:
Make a Mahjong Tile Treasure Box with
Christie Carrière

Make Your Own Mahjong Tile Treasure Box!

Make your own Mahjong Tile Treasure Box with just a few materials found at home! If you're really dedicated you can make all 144 tiles and play a game of giant mahjong!

Materials

- Cereal box (or any thin cardboard)
- Pencil
- Ruler
- Scissors
- Glue
- Paint/Paintbrushes (or whatever you'd like to use to decorate!)



Construct Your Box!

1. Print out the Mahjong Box Template, cut out the template and trace it onto your cardboard.

OR

Use the Mahjong Box Blueprint to measure and draw out your box using a pencil and ruler (you might need to get help from an adult!)

2. Use your scissors to cut out the shape of the box.

3. Use a pencil and ruler to score along the lines where you want to fold (this means that you're pressing down hard with your pencil to make that line easier to fold along!)

4. Fold up your box and use glue to stick it together, remember not to glue down the front flap where you will open and close your box!

Decorate Your Box!

1. You can decorate this box however you like! But to make it look like a mahjong tile, paint the front white and the back another colour (green is common).

2. Print out the Mahjong Tile Templates, then cut it out and glue it onto the front of your box. These options are both honour tiles: the Red Dragon (hung zung) and the Green Dragon (faat choi).

OR

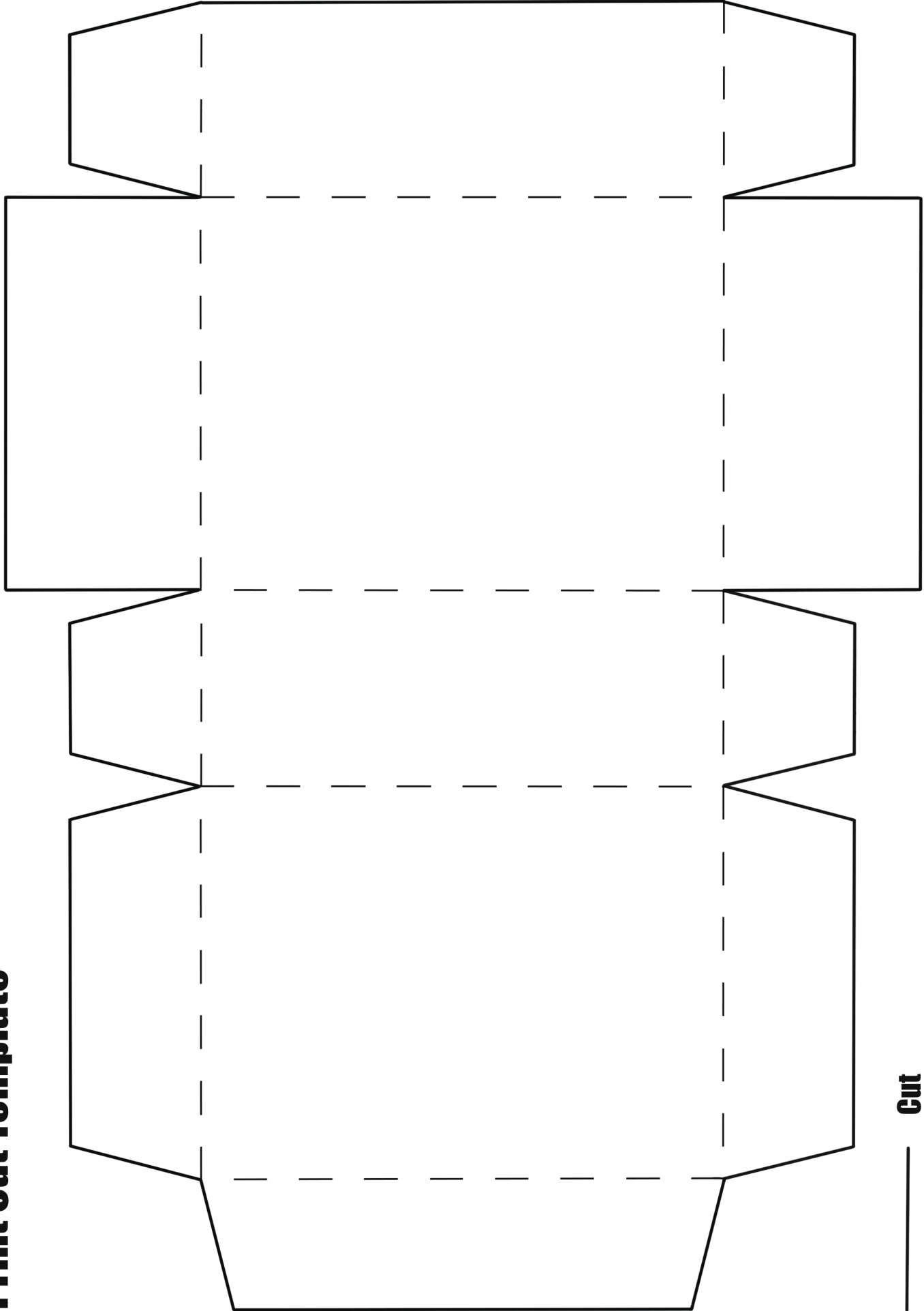
Paint or draw on any tile you like! Check out all 144 tiles at the end of this document.

Fill Your Box!

1. Fill your box with all sorts of fun objects! Find something red for good luck! Put some of your favourite rocks in there! Or maybe some special coins! Hide secret messages! It's all up to you :)

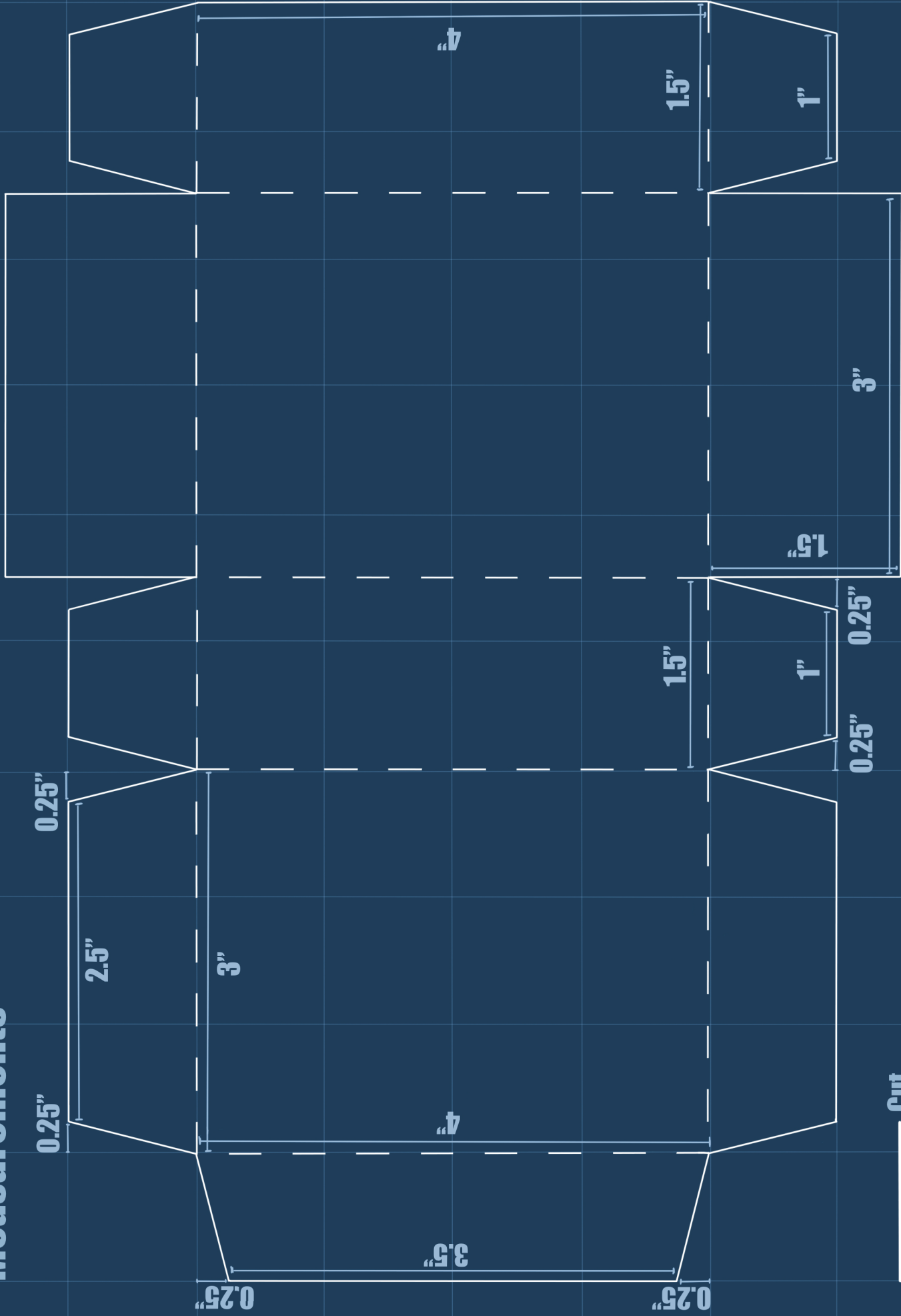


Print Out Template



— Cut
- - - Fold


Measurements



— Cut
- - - Fold

Mahjong Tile Templates







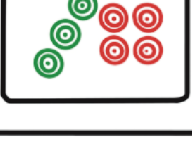



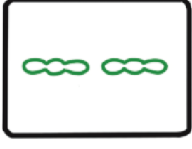
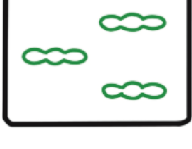
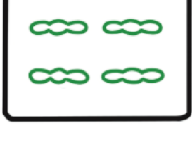
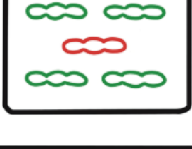
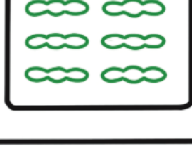
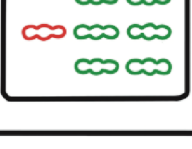
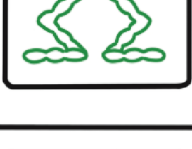
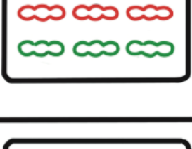









Print out and glue on to your box!










Red Dragon - Hung Zung



Green Dragon - Faat Choi

	1-yut	2-yee	3-saam	4-sei	5-mm	6-luk	7-ts'at	8-ba'at	9-gau
DOTS (筒子) "tung zi"									
	yut tung	yee tung	saam tung	sei tung	mm tung	luk tung	ts'at tung	ba'at tung	gau tung
BAMBOO (索子) "sok zi"									
	yut sok	yee sok	saam sok	sei sok	mm sok	luk sok	ts'at sok	ba'at sok	gau sok
CHARACTERS (萬子) "maan zi"									
	yut maan	yee maan	saam maan	sei maan	mm maan	luk maan	ts'at maan	ba'at maan	gau maan

HONOUR TILES (番子) "faan zi"							
	east	naam	sai	buk	hung zung	faat choi	baak baan